



US00D837450S

(12) **United States Design Patent**  
**Vukanovic**

(10) **Patent No.:** **US D837,450 S**  
(45) **Date of Patent:** **\*\* Jan. 1, 2019**

- (54) **RAZOR**
- (71) Applicant: **Nemanja Vukanovic**, New York, NY (US)
- (72) Inventor: **Nemanja Vukanovic**, New York, NY (US)
- (\*\*) Term: **15 Years**
- (21) Appl. No.: **29/606,585**
- (22) Filed: **Jun. 6, 2017**
- (51) **LOC (11) Cl.** ..... **28-03**
- (52) **U.S. Cl.**  
USPC ..... **D28/45**
- (58) **Field of Classification Search**  
USPC ..... D28/46-48, 45  
CPC ..... B26B 21/52-21/528; B26B 21/00-21/06;  
B26B 21/08-21/38  
See application file for complete search history.

D302,344 S *	7/1989	Baker	.....	D28/45
4,887,356 A *	12/1989	Rudd, Sr.	.....	B26B 21/10 30/30
4,920,644 A *	5/1990	LaGattuta	.....	B26B 21/10 30/330
D377,696 S *	1/1997	Schultz	.....	D28/45
D393,329 S *	4/1998	Ido	.....	D28/45
D408,584 S *	4/1999	Ido	.....	D28/45
6,438,847 B1 *	8/2002	Alsafi	.....	B26B 21/10 30/50
D525,390 S *	7/2006	Barbieri	.....	D28/45
D627,517 S *	11/2010	Ido	.....	D28/45
8,191,557 B2 *	6/2012	Saiki	.....	A45D 24/36 132/200

\* cited by examiner

*Primary Examiner* — Jennifer Rivard  
(74) *Attorney, Agent, or Firm* — Michael J. Feigin, Esq.;  
Feigin and Fridman

(57) **CLAIM**  
The ornamental design for a razor, as shown and described.

**DESCRIPTION**

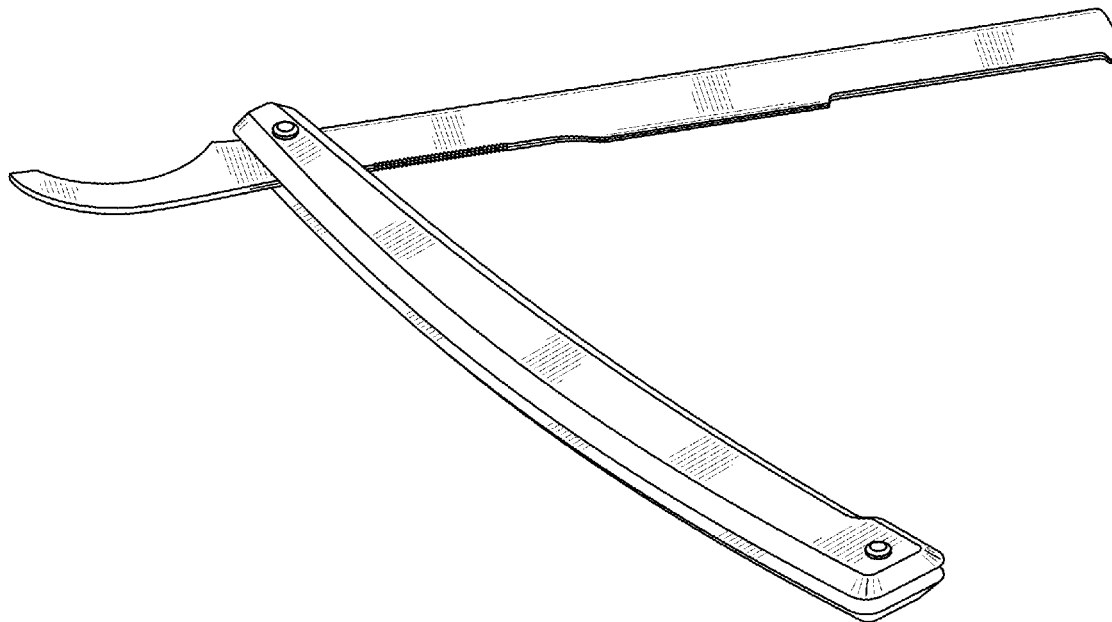
- FIG. 1 shows a top side perspective view of the razor.
- FIG. 2 shows a bottom side perspective view thereof.
- FIG. 3 shows a top plan view thereof.
- FIG. 4 shows a side view thereof.
- FIG. 5 shows a reverse side view thereof.
- FIG. 6 shows an end view thereof; and,
- FIG. 7 shows an opposite end view thereof.

**1 Claim, 5 Drawing Sheets**

(56) **References Cited**

U.S. PATENT DOCUMENTS

443,773 A *	12/1890	Laufer	.....	B26B 21/56 30/346.59
D207,083 S *	2/1967	Arnold	.....	D28/45
3,728,788 A *	4/1973	Pearson	.....	B26B 21/08 30/40.2
D286,327 S *	10/1986	Halm	.....	D28/45



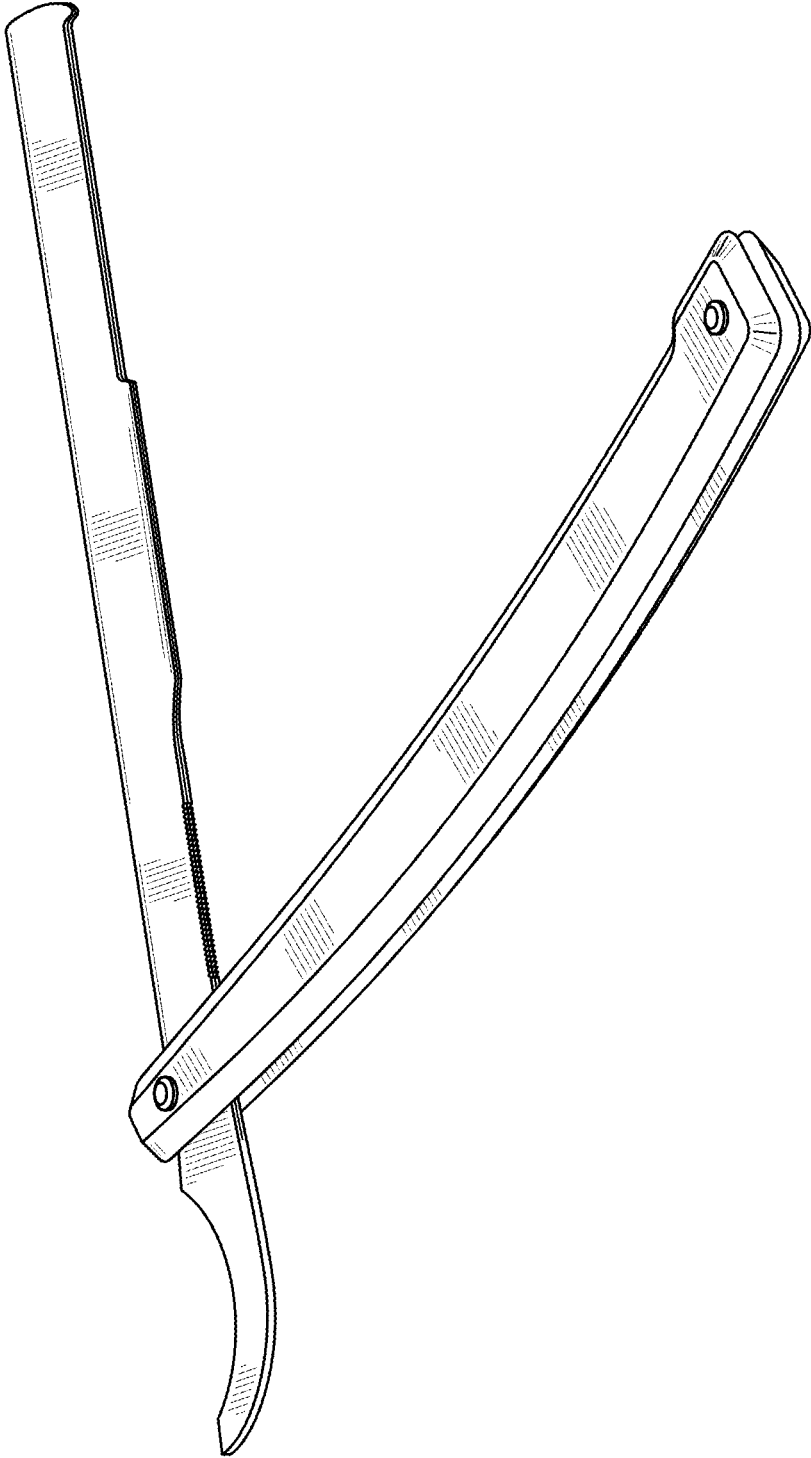


FIG. 1

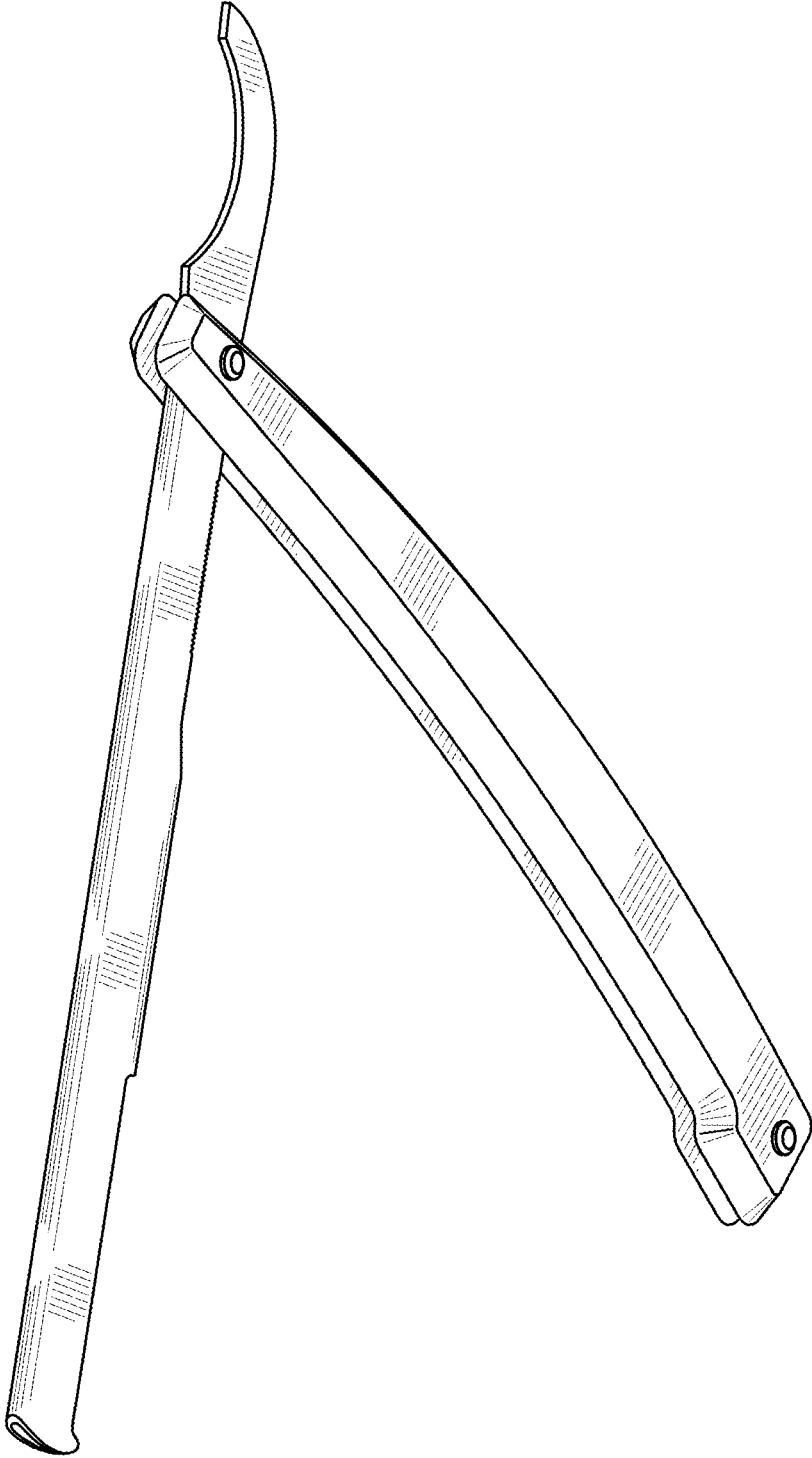


FIG. 2

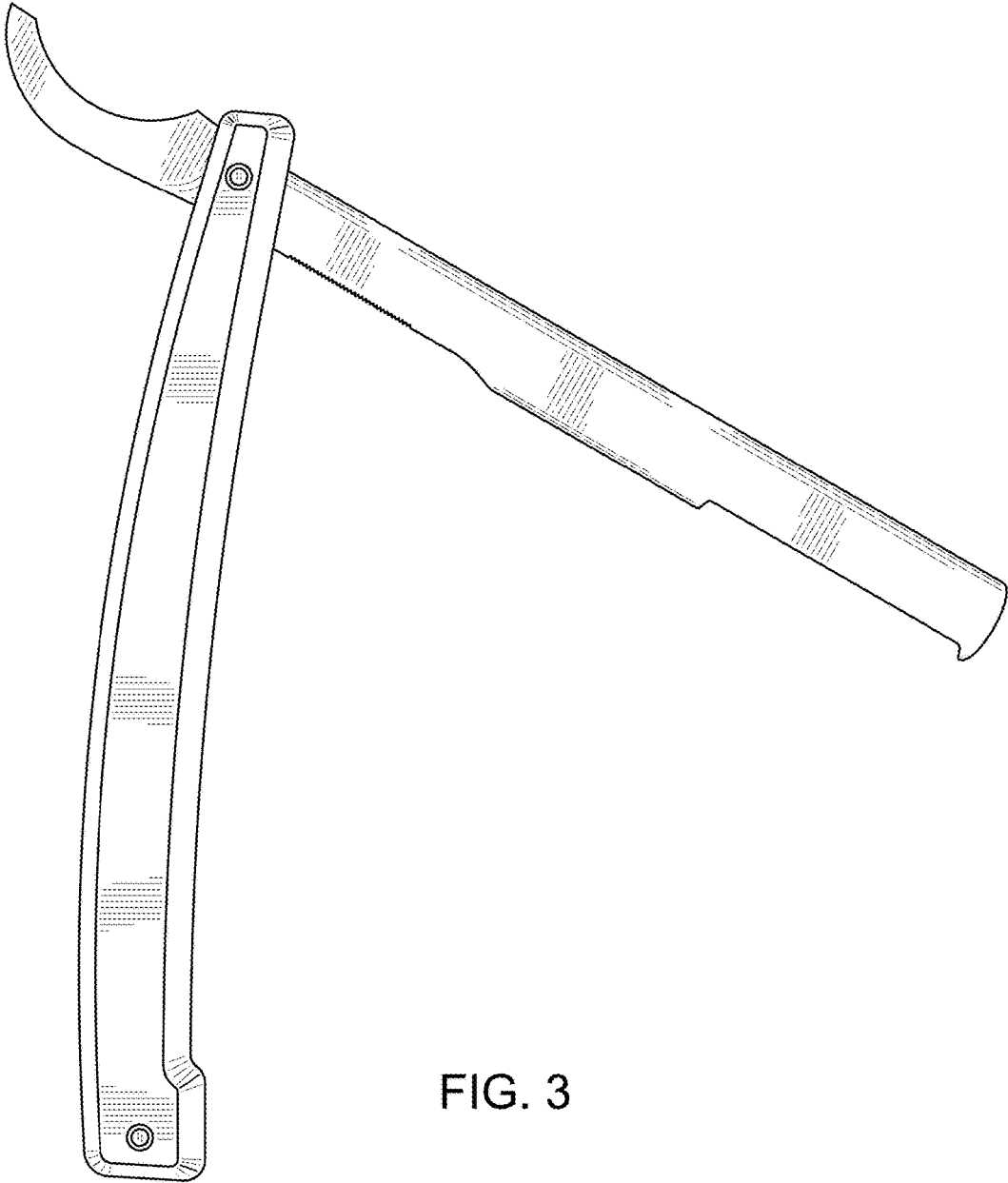


FIG. 3

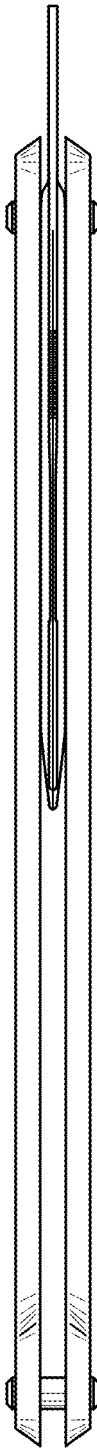


FIG. 4

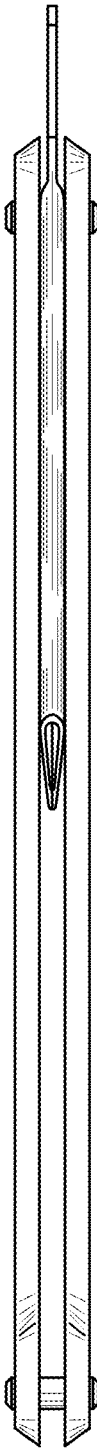


FIG. 5



FIG. 6



FIG. 7