



US00D870514S

(12) **United States Design Patent**
Erickson

(10) **Patent No.:** **US D870,514 S**

(45) **Date of Patent:** **** Dec. 24, 2019**

(54) **DORSAL LOWER TORSO AND GLUTEAL ENTERTAINMENT PLATE**

(71) Applicant: **Hartley Erickson**, Astoria, NY (US)

(72) Inventor: **Hartley Erickson**, Astoria, NY (US)

(**) Term: **15 Years**

(21) Appl. No.: **29/659,145**

(22) Filed: **Aug. 7, 2018**

(51) **LOC (12) Cl.** **07-01**

(52) **U.S. Cl.**
USPC **D7/506; D7/517; D7/579**

(58) **Field of Classification Search**
USPC D7/514, 515, 516, 517, 519, 520, 625,
D7/702, 573, 564, 567, 569, 556, 551.3,
D7/544, 507, 506, 606, 551.1, 620, 619.2;
D9/611, 621
See application file for complete search history.

(56) **References Cited**

U.S. PATENT DOCUMENTS

D152,521 S *	2/1949	Dean	D7/551.3
D170,010 S *	7/1953	Donaldson	D7/556
D381,898 S *	8/1997	Craig	D9/621
D390,779 S *	2/1998	Walter	D11/160
D589,816 S *	4/2009	Takahashi	D9/621
D591,559 S *	5/2009	Groshon	D7/516
D621,661 S *	8/2010	Levovnik	D7/517

D639,671 S *	6/2011	Valik	D9/621
D664,853 S *	8/2012	Kipry	D28/73
D733,572 S *	7/2015	Loucaides	D7/302
D797,569 S *	9/2017	Martinez	D9/621
D827,391 S *	9/2018	Summer	D7/625
2014/0076925 A1*	3/2014	Sodaro	B65D 81/365 222/78

* cited by examiner

Primary Examiner — Brett Miller

(74) *Attorney, Agent, or Firm* — Michael J. Feigin, Esq.;
Feigin and Fridman LLC

(57) **CLAIM**

The ornamental design for a dorsal lower torso and gluteal entertainment plate, as shown and described.

DESCRIPTION

FIG. 1 is a top and side perspective view of a dorsal lower torso and gluteal entertainment plate showing my new design.

FIG. 2 is a top plan view thereof.

FIG. 3 is a bottom plan view thereof.

FIG. 4 is a side elevation view thereof.


FIG. 5 is a sectional view taken along section line 5-5 of FIG. 2, the reverse side being a mirror image thereof.

FIG. 6 is a front view thereof; and,

FIG. 7 is a rear view thereof.

The broken lines in the drawing depict environmental subject matter only and form no part of the claimed design.

1 Claim, 5 Drawing Sheets






FIG. 1

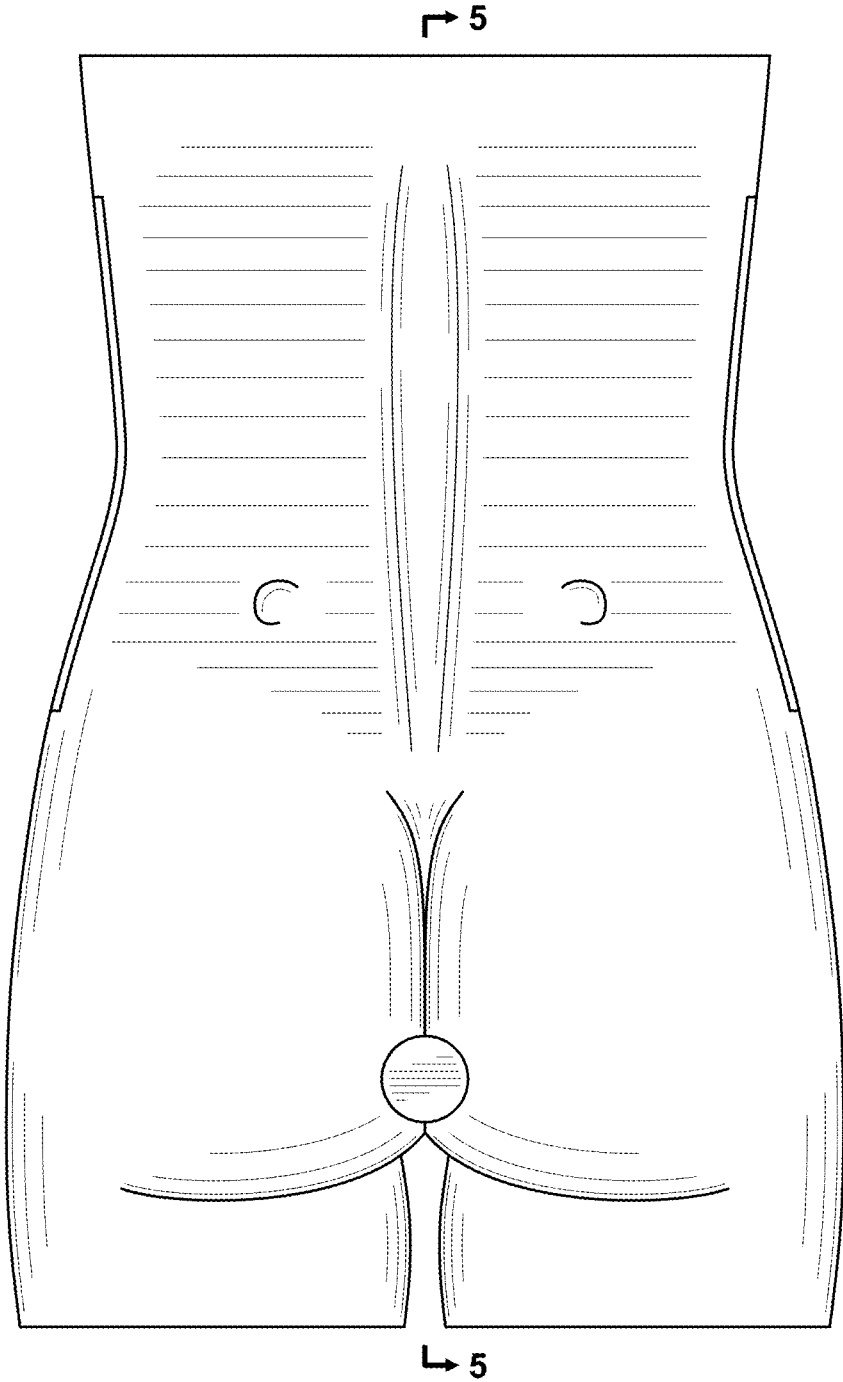


FIG. 2

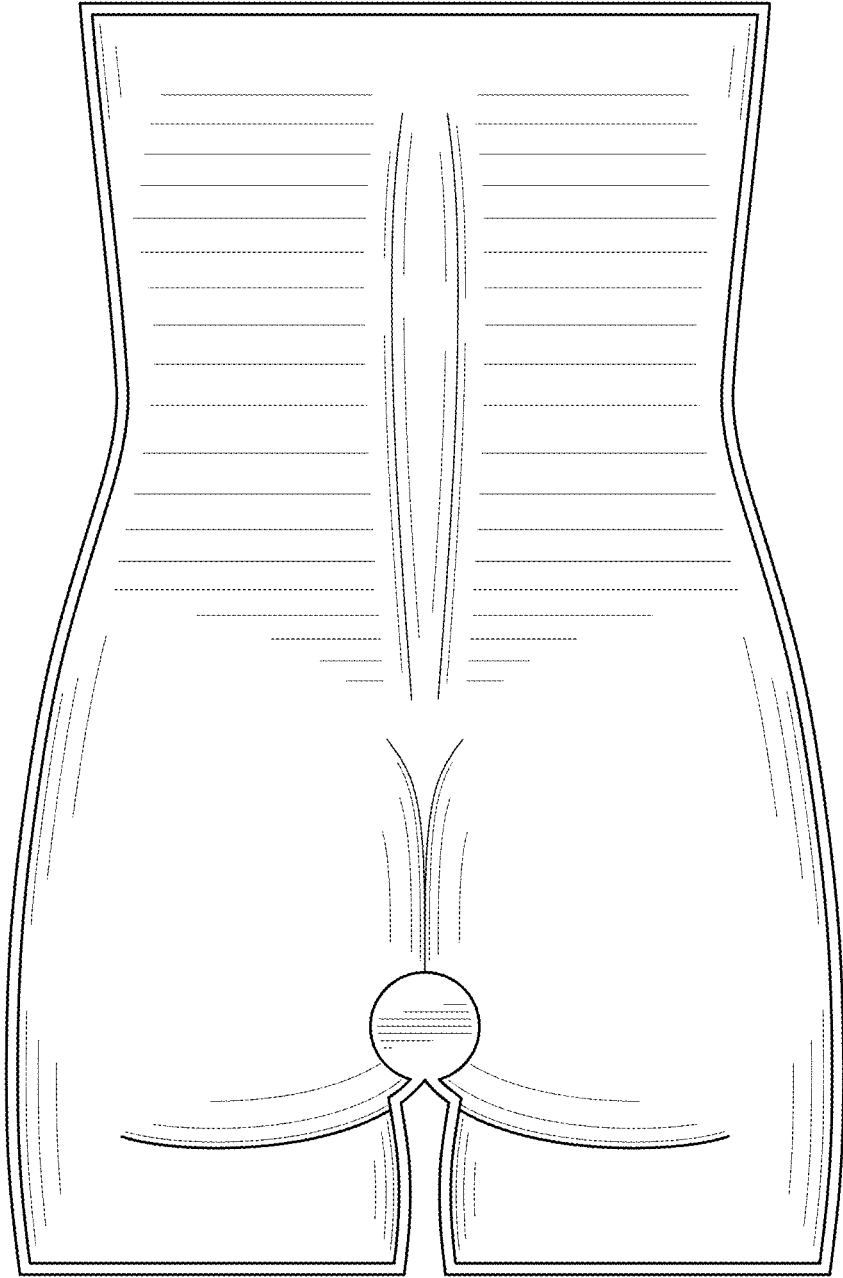


FIG. 3

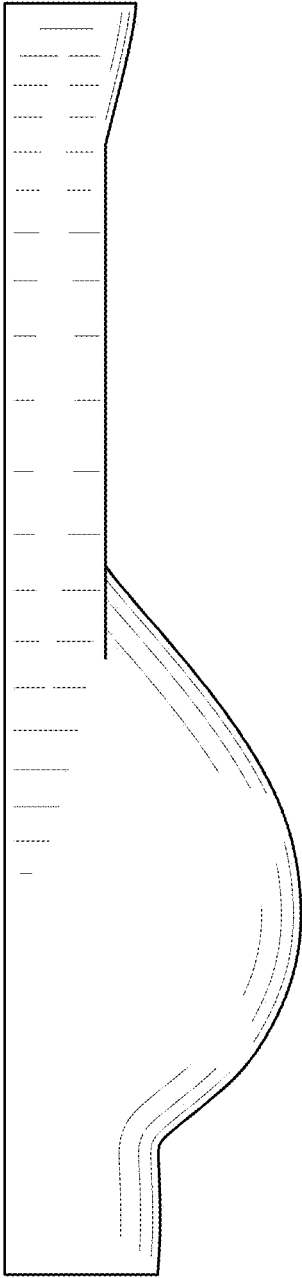


FIG. 4

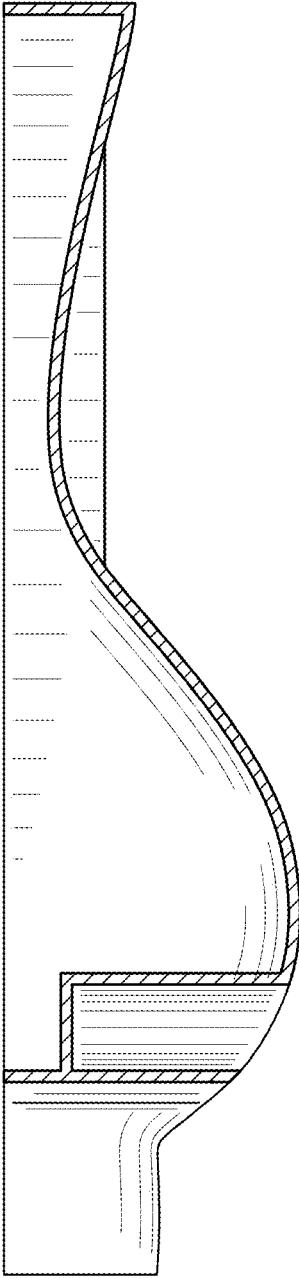


FIG. 5

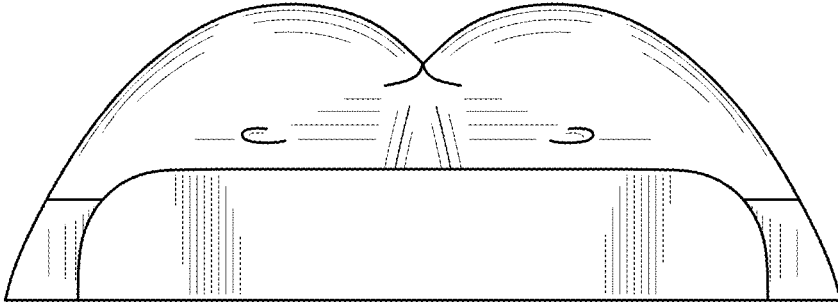


FIG. 6

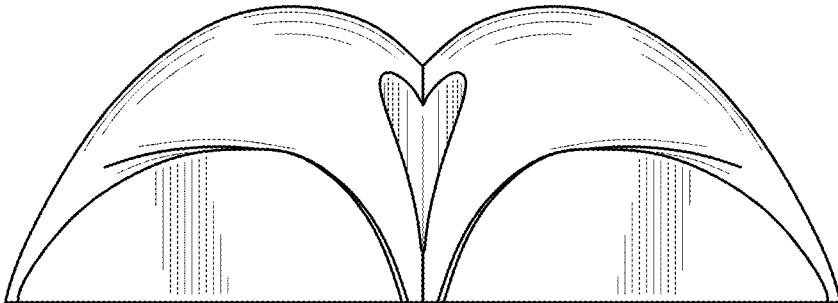


FIG. 7