



US00D844334S

(12) **United States Design Patent**  
**Lee**

(10) **Patent No.:** **US D844,334 S**  
(45) **Date of Patent:** **\*\* Apr. 2, 2019**

(54) **HAIR BRUSH**

(71) Applicant: **Chung Jin Lee**, Carlstadt, NJ (US)

(72) Inventor: **Chung Jin Lee**, Carlstadt, NJ (US)

(\*\*) Term: **15 Years**

(21) Appl. No.: **29/617,286**

(22) Filed: **Sep. 13, 2017**

(51) **LOC (11) Cl.** ..... **04-02**

(52) **U.S. Cl.**  
USPC ..... **D4/134**

(58) **Field of Classification Search**  
USPC ..... D4/100, 101, 102, 114, 115, 116, 117, D4/118, 121, 122, 123, 127, 128, 130, D4/131, 132, 133, 134, 135, 136, 137, D4/138, 199; D24/214, 215; D28/7, 35, D28/63; D32/33, 35, 41, 42, 25  
CPC .... A46B 5/00; A46B 5/02; A46B 7/06; A46B 7/08; A46B 7/10; A46B 9/00; A46B 9/02; A46B 9/023; A46B 9/028; A46B 13/00; A46B 11/002; A46B 11/06; A46B 11/063; A46B 13/001; A46B 3/005; A46B 13/02; A46B 2200/00; A46B 2200/10; A46B 2200/1006; A46B 2200/1013; A46B 2200/102; A46B 2200/104; A46B 2200/1093; A46B 2200/30; A46B 2200/3033; A46B 2200/304; A46B 2200/306; A46B 2200/3086; A46B 2200/40

See application file for complete search history.

D132,607	S	*	6/1942	Schwartz	.....	D4/130
4,399,580	A	*	8/1983	Stark	.....	A46B 5/002
						15/107
D503,996	S	*	4/2005	Mabbutt	.....	D27/192
D509,658	S	*	9/2005	Swyst	.....	D4/130
D576,804	S	*	9/2008	Pulfrey	.....	D4/130
9,226,570	B2	*	1/2016	Pulfrey	.....	A46B 9/023
D762,009	S	*	7/2016	Lee	.....	D28/63
D765,420	S	*	9/2016	Suh	.....	D4/130
D766,590	S	*	9/2016	Lee	.....	D28/10
D796,214	S	*	9/2017	Lee	.....	D4/137
D797,462	S	*	9/2017	Lee	.....	D4/137
D798,064	S	*	9/2017	Lee	.....	D4/137
D803,573	S	*	11/2017	Suh	.....	D4/119

\* cited by examiner

*Primary Examiner* — Karen E Eledridge Powers  
(74) *Attorney, Agent, or Firm* — Michael J. Feigin, Esq.; Feigin and Fridman LLC

(57) **CLAIM**

The ornamental design for a hair brush, as shown and described.

**DESCRIPTION**

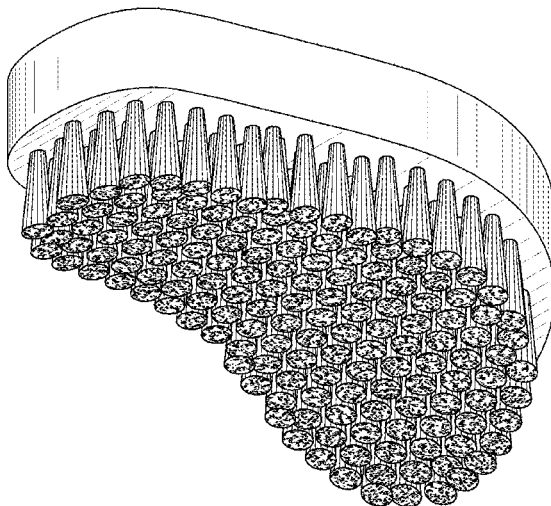
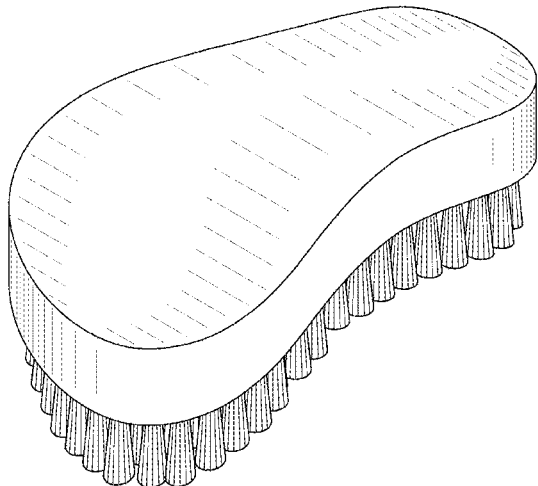
FIG. 1 shows a top perspective view of a hair brush.  
 FIG. 2 shows a bottom perspective view thereof.  
 FIG. 3 shows a top plan view thereof.  
 FIG. 4 shows a bottom plan view thereof.  
 FIG. 5 shows a left side elevation view thereof.  
 FIG. 6 shows a right side elevation view thereof.  
 FIG. 7 shows a back side elevation view thereof; and,  
 FIG. 8 shows a front side elevation view thereof.

**1 Claim, 7 Drawing Sheets**

(56) **References Cited**

U.S. PATENT DOCUMENTS

857,268 A \* 6/1907 Bush ..... A46B 5/02  
15/143.1  
1,847,668 A \* 3/1932 Reh ..... A46B 9/00  
15/143.1



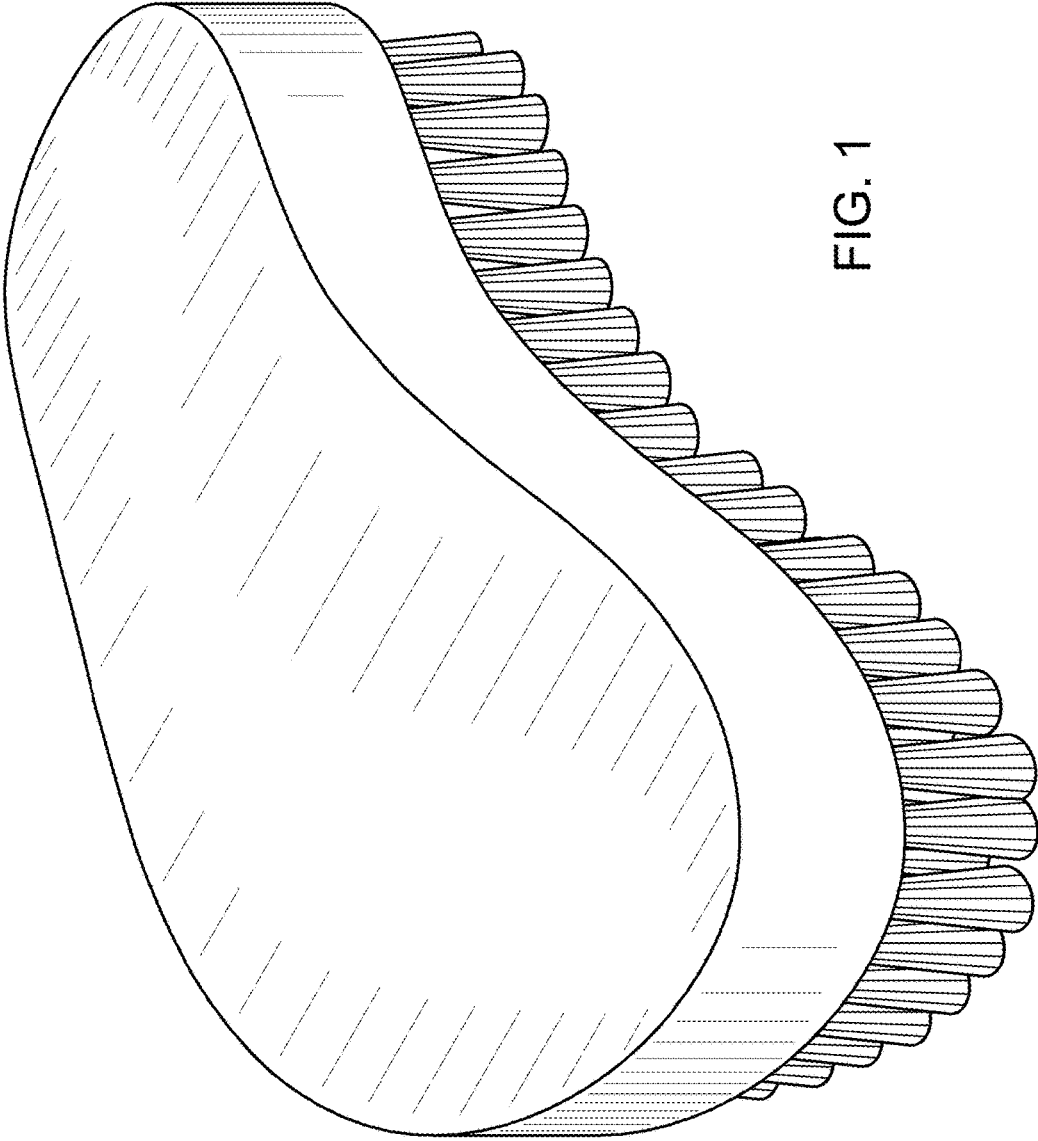


FIG. 1

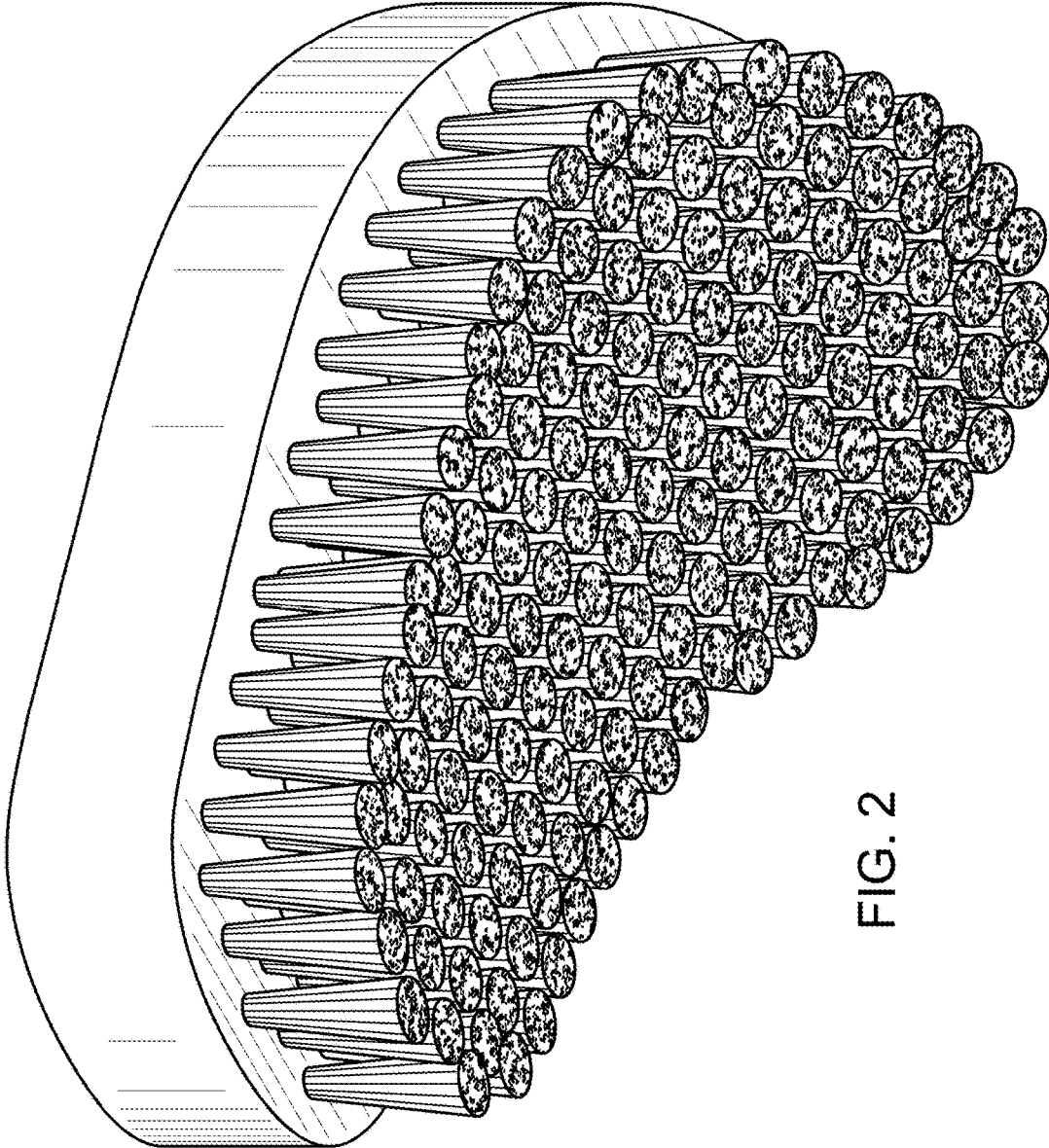


FIG. 2

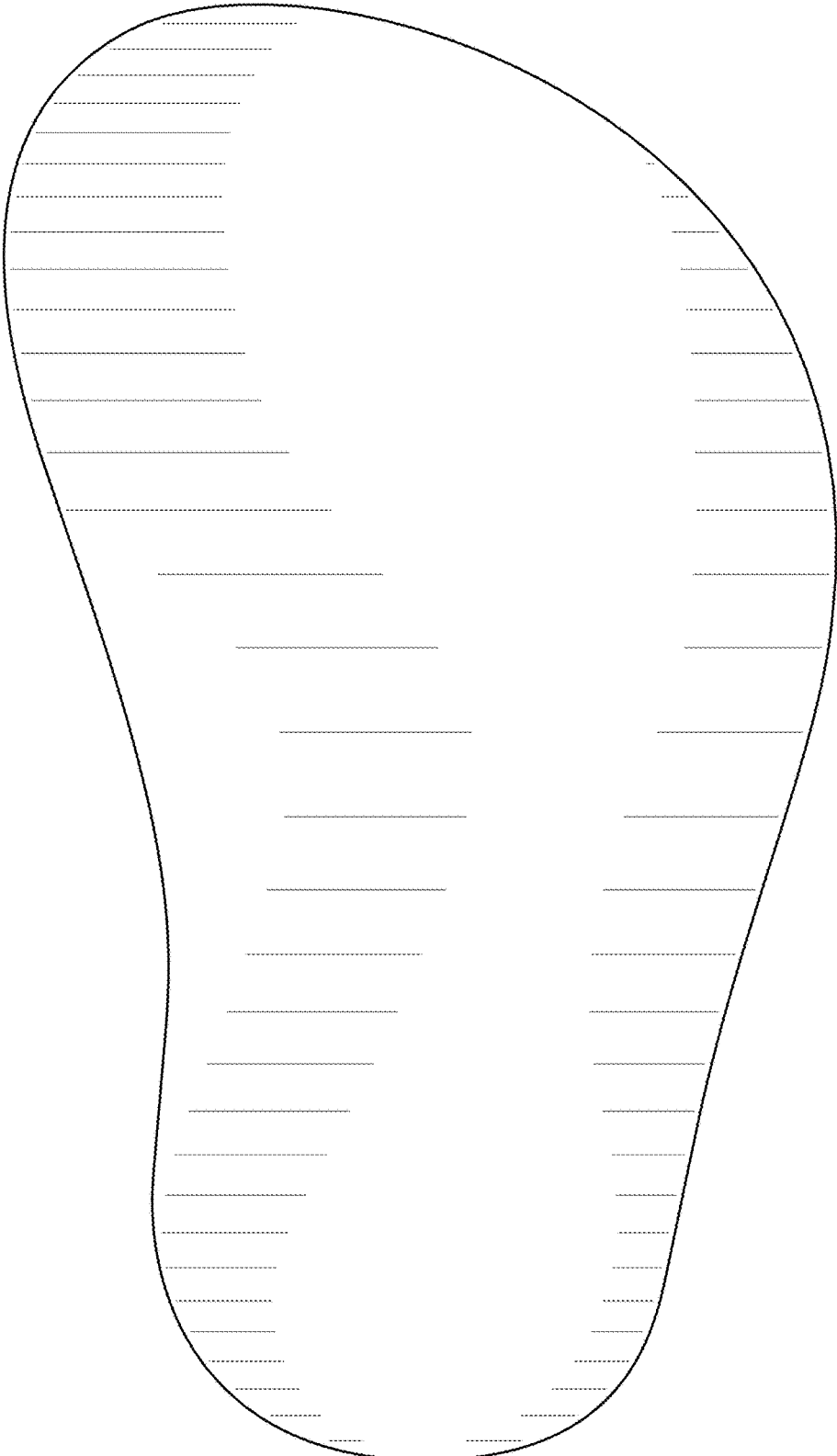


FIG. 3

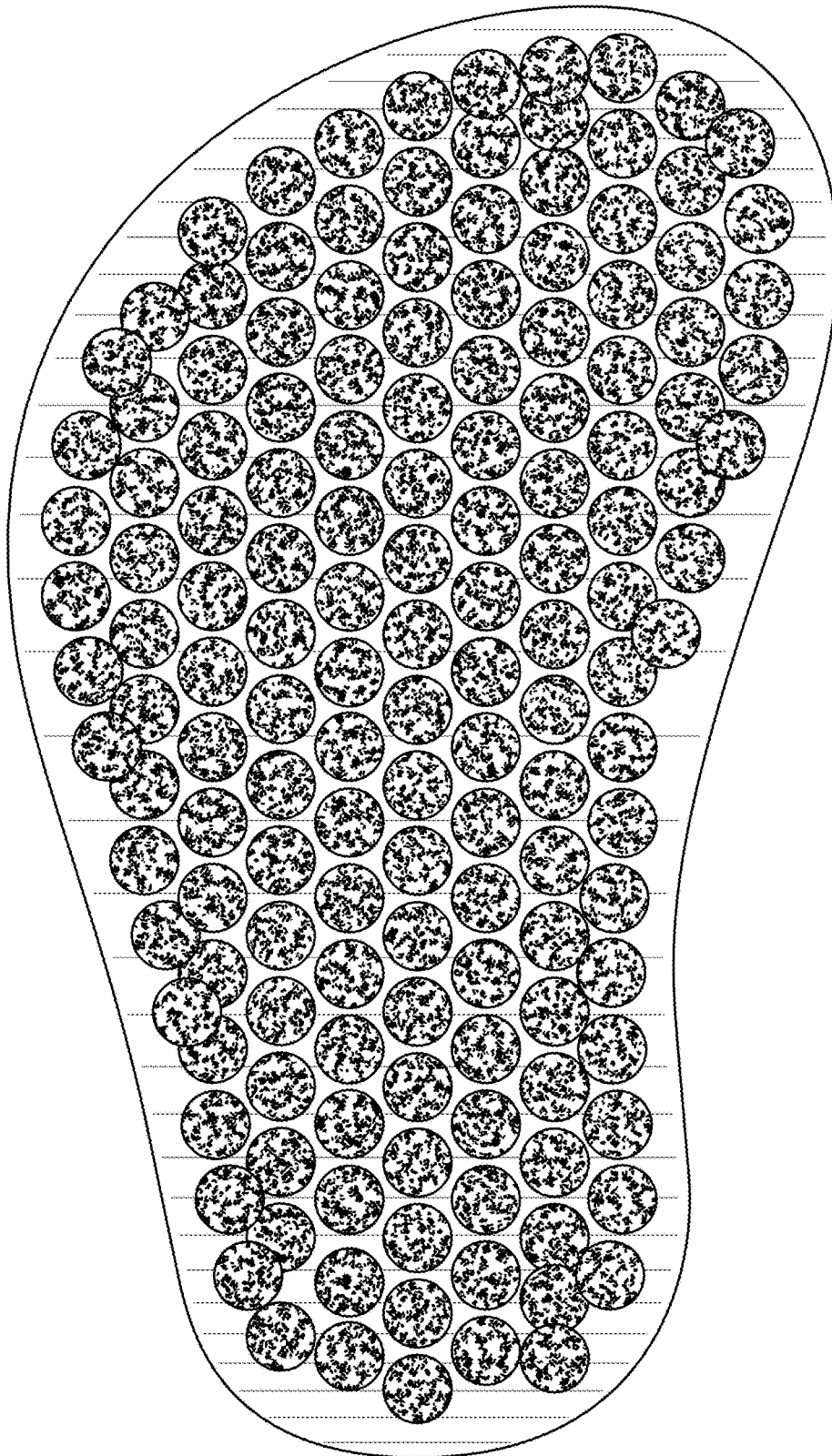


FIG. 4

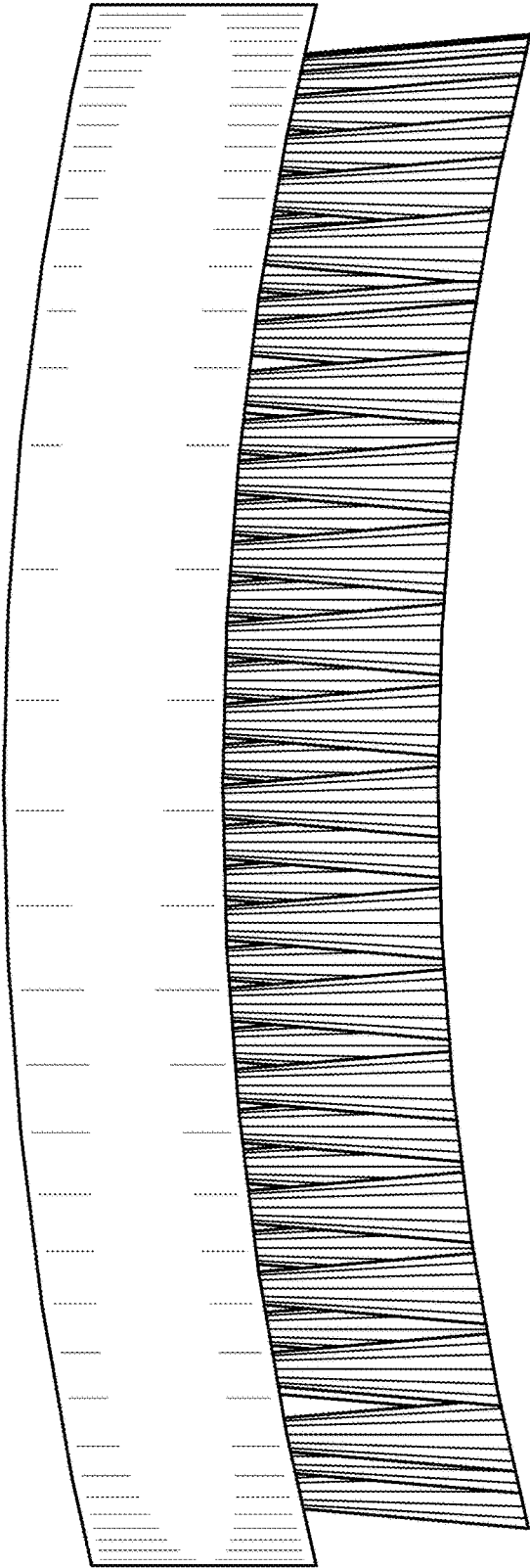


FIG. 5

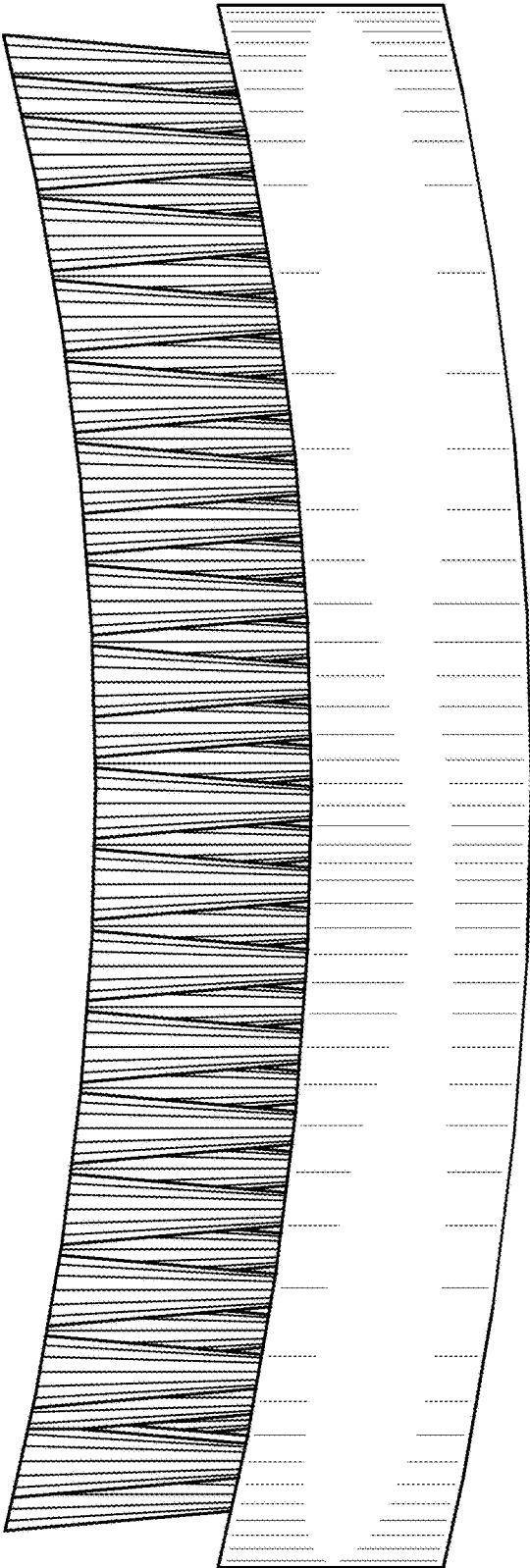


FIG. 6

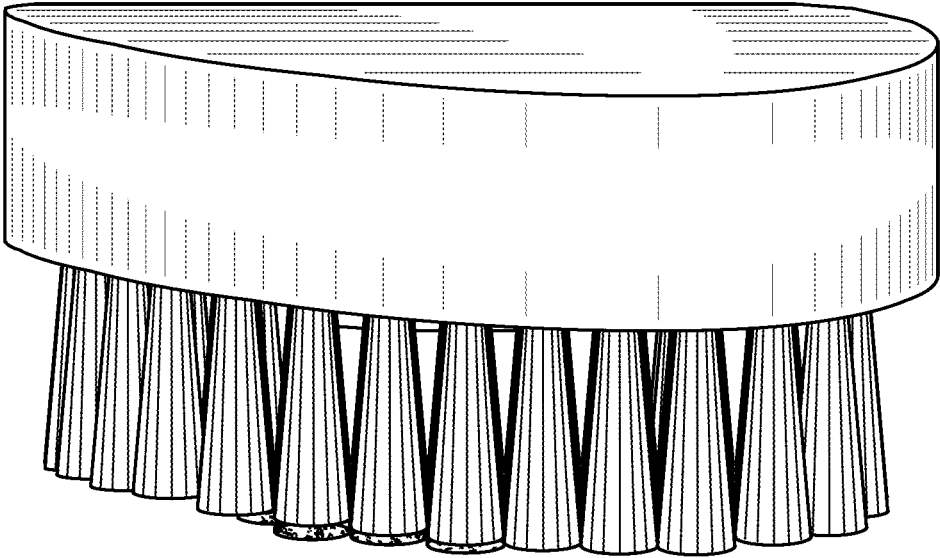


FIG. 7

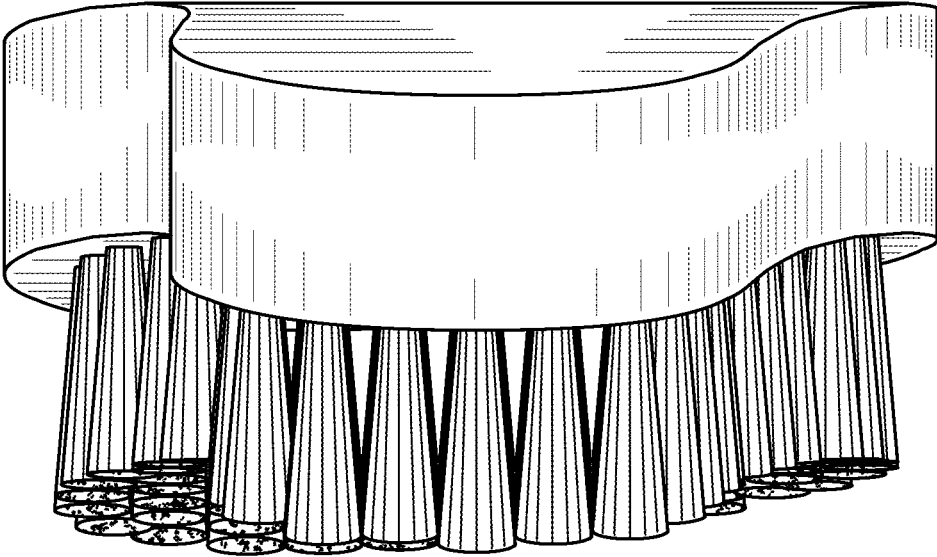


FIG. 8