

(12) **United States Design Patent** (10) **Patent No.:** **US D852,582 S**
Skvorecz (45) **Date of Patent:** **** Jul. 2, 2019**

- (54) **WIRE CHAFING STAND**
- (71) Applicant: **Robert J. Skvorecz**, Kinnelon, NJ (US)
- (72) Inventor: **Robert J. Skvorecz**, Kinnelon, NJ (US)
- (**) Term: **15 Years**
- (21) Appl. No.: **29/640,090**
- (22) Filed: **Mar. 12, 2018**

9,414,712 B2 *	8/2016	Skvorecz	A47J 36/2405
9,539,677 B2 *	1/2017	Skvorecz	B65D 7/20
D807,116 S *	1/2018	Fariello	D7/409
D821,811 S *	7/2018	Schiller	D7/403
10,123,653 B2 *	11/2018	Skvorecz	B65D 7/20
D838,548 S *	1/2019	Meller	D7/409
2005/0167381 A1 *	8/2005	Fariello	A47J 36/24
				211/181.1
2005/0218274 A1 *	10/2005	Skvorecz	A47J 36/34
				248/153
2008/0251657 A1 *	10/2008	Skvorecz	A47J 36/34
				248/153
2013/0313211 A1 *	11/2013	Skvorecz	B65D 7/20
				211/85.31
2016/0128509 A1 *	5/2016	Skvorecz	A47J 36/2405
				248/153
2016/0280417 A1 *	9/2016	Skvorecz	B65D 7/20
2018/0289210 A1 *	10/2018	Skvorecz	B65D 7/20

Related U.S. Application Data

- (63) Continuation-in-part of application No. 15/479,367, filed on Apr. 5, 2017, now Pat. No. 10,123,653.
- (51) **LOC (11) Cl.** **07-02**
- (52) **U.S. Cl.**
 USPC **D7/409**; D7/403; D7/388; D7/366;
 D7/704; D7/600.1
- (58) **Field of Classification Search**
 USPC D7/403, 409, 388, 600.1, 601, 704, 367,
 D7/396.1, 366; D6/675.5; 248/153
 CPC B65D 7/20; B65D 21/0233; A47J 36/34;
 A47J 36/2405
 See application file for complete search history.

* cited by examiner

Primary Examiner — Marianne N Pandozzi
 (74) *Attorney, Agent, or Firm* — Michael J. Feigin, Esq.;
 Feigin and Fridman LLC

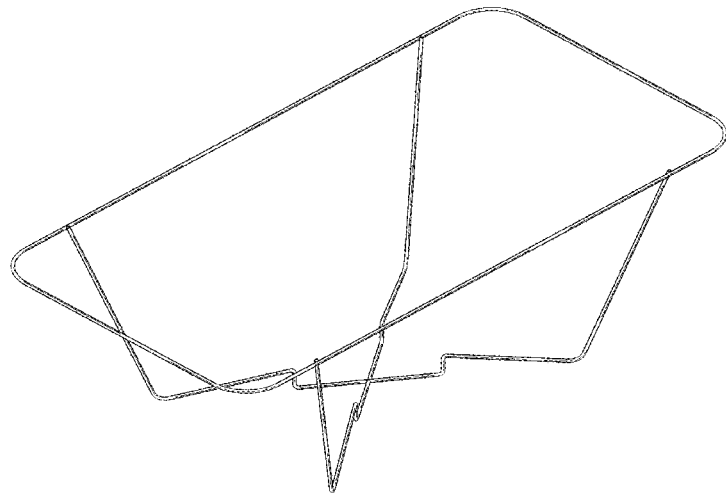
(57) **CLAIM**
 The ornamental design for a wire chafing stand, as shown and described.

DESCRIPTION

FIG. 1 shows a top and side perspective view of the wire chafing stand.
 FIG. 2 shows a bottom and side perspective thereof.
 FIG. 3 shows a top view thereof.
 FIG. 4 shows a bottom view thereof.
 FIG. 5 shows a side view thereof, the opposite side view being a mirror image thereof; and,
 FIG. 6 shows a second side view thereof, the opposite side view being a mirror image thereof.

1 Claim, 6 Drawing Sheets

- (56) **References Cited**
 U.S. PATENT DOCUMENTS
 D213,899 S * 4/1969 Rickmeier D7/355
 5,002,246 A * 3/1991 Chaffin B67D 3/0083
 248/153
 5,921,513 A * 7/1999 Skvorecz B65D 21/046
 126/40
 5,996,948 A * 12/1999 Skvorecz B65D 7/20
 126/40
 6,520,354 B1 * 2/2003 Skvorecz A47J 36/2477
 211/181.1
 D750,273 S * 2/2016 Kasprovicz D25/16



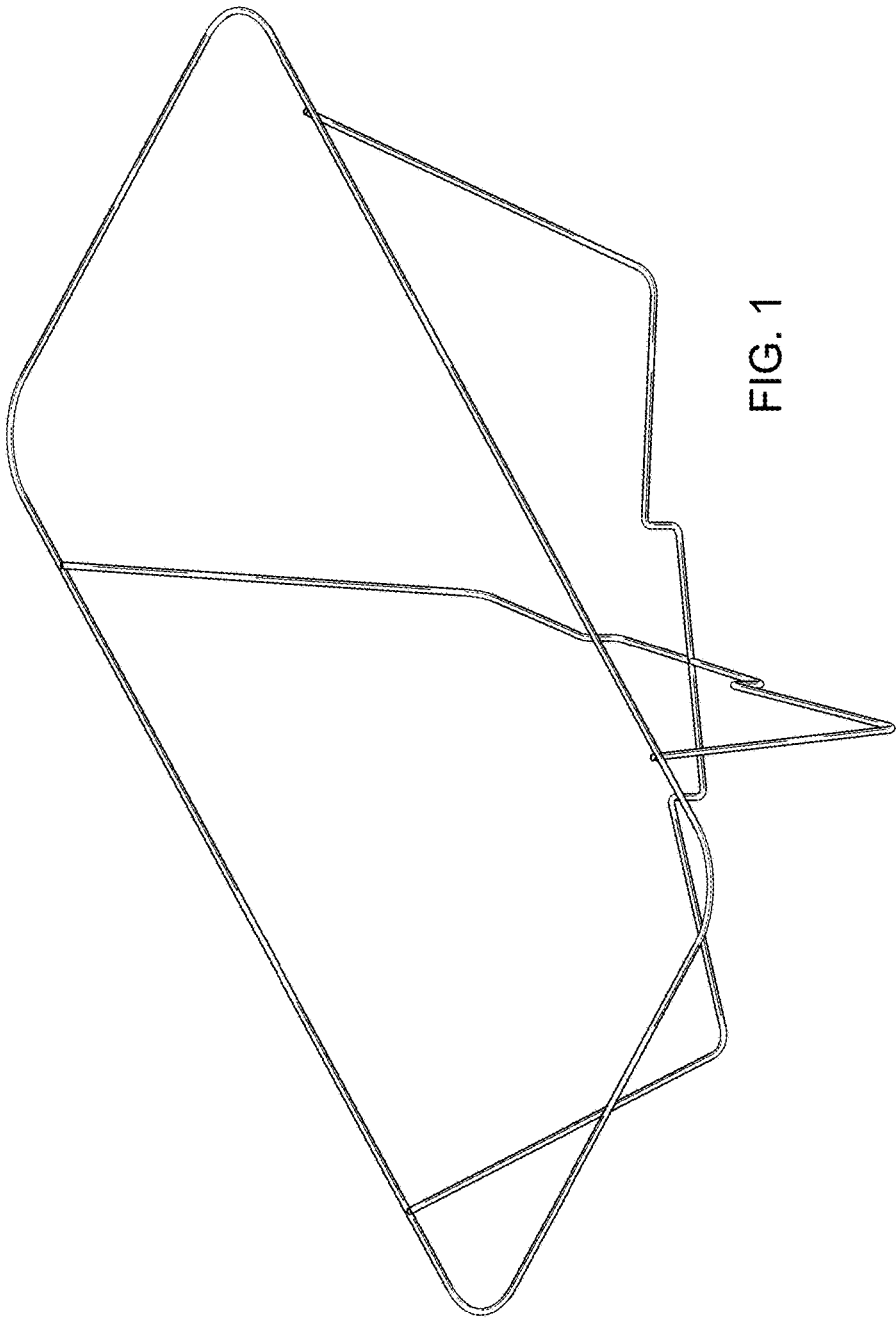


FIG. 1

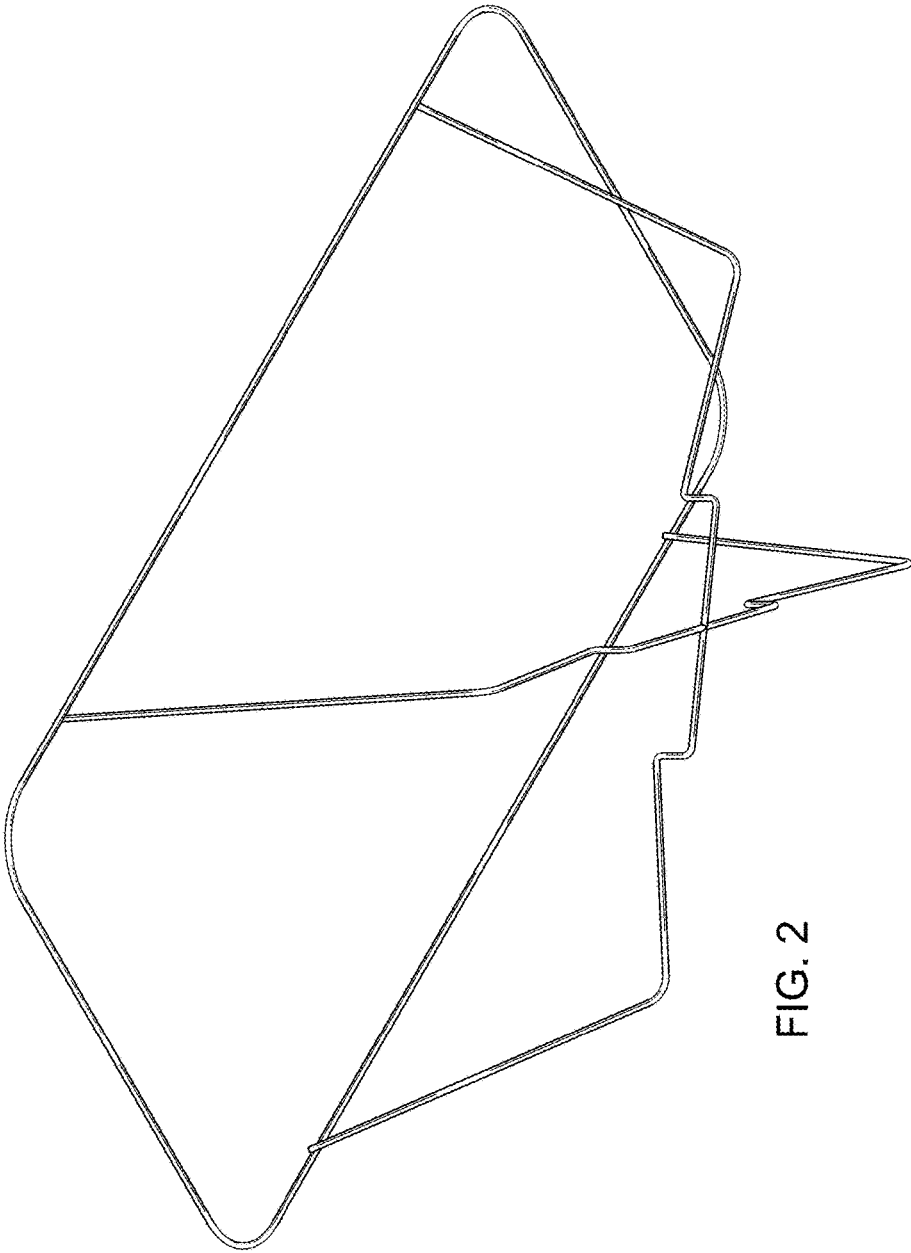


FIG. 2




FIG. 3




FIG. 4




FIG. 6