



(12) **United States Design Patent**
Khodzhayan

(10) **Patent No.:** **US D949,707 S**
(45) **Date of Patent:** **** Apr. 26, 2022**

(54) **COSMETIC APPLICATOR**

- (71) Applicant: **Stephanie Khodzhayan**, Brooklyn, NY (US)
- (72) Inventor: **Stephanie Khodzhayan**, Brooklyn, NY (US)
- (**) Term: **15 Years**

(21) Appl. No.: **29/727,441**

(22) Filed: **Mar. 11, 2020**

(51) **LOC (13) Cl.** **09-01**

(52) **U.S. Cl.** **D9/726**
USPC **D9/726**

(58) **Field of Classification Search**
USPC D9/442, 503, 695-699, 702-714, D9/723-729; D24/199; D28/7
CPC A45D 34/00; A45D 40/00; B65D 81/3272
See application file for complete search history.

(56) **References Cited**

U.S. PATENT DOCUMENTS

D368,220	S	*	3/1996	Bicknell	D9/529
D512,918	S	*	12/2005	Ruiz	D9/520
D596,034	S	*	7/2009	Rauschert	D28/76
D667,053	S	*	9/2012	Bolton	D19/184
D688,303	S	*	8/2013	Jiang	D19/163
D745,742	S	*	12/2015	Betts	D28/88
D820,467	S	*	6/2018	Olson	D24/224
10,004,318	B1		6/2018	Levneff et al.		
10,051,942	B2		8/2018	Golding		
10,206,479	B2		2/2019	Gieux et al.		
2008/0003052	A1		3/2008	Lee et al.		
2012/0318707	A1		12/2012	Zivitz et al.		
2018/0199690	A1		7/2018	Steele		

OTHER PUBLICATIONS

www.raymondgeddes.com, Rainbow Stacks Highlighter, <https://www.raymondgeddes.com/66574-rainbow-stacks-highlighter> [date accessed: Oct. 31, 2019].

Gotoilsupplies.com. Dual Fitment 10ML Roller Bottle. https://www.gotoilsupplies.com/dual-fitment-10ml-roller-bottle-frosted-purple-for-essential-oils/?gclid=EAIaIQobChMjfyjjoWZ6glV0MDACh0cLwe6EAQYAiABEgICK_D_BwE[date accessed: Jun. 28, 2020].
Beautypackaging.com. "Siloa Expands Patent-Pending Dual-Neck Vial Offerings." https://www.beautypackaging.com/contents/view_breaking-news/2019-12-10/siloa-expands-patent-pending-dual-neck-vial-offerings/ [date accessed: Jun. 28, 2020].

* cited by examiner

Primary Examiner — Janice Patyk

(74) *Attorney, Agent, or Firm* — Michael J. Feigin, Esq.; Feigin and Fridman LLC

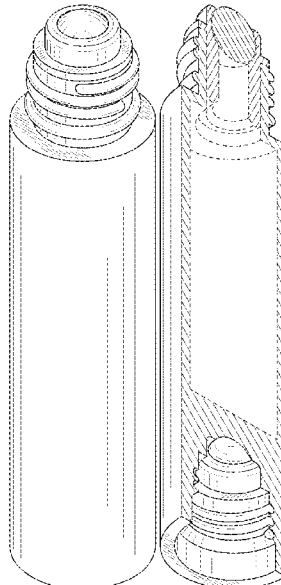
(57) **CLAIM**

The ornamental design for a cosmetic applicator, as shown and described.

DESCRIPTION

FIG. 1 is a top perspective view of a cosmetic applicator, showing my new design;
FIG. 2 is a bottom perspective view thereof;
FIG. 3 is a front elevation view thereof;
FIG. 4 is a back elevation view thereof;
FIG. 5 is a left side elevation view thereof;
FIG. 6 is a right side elevation view thereof;
FIG. 7 is a top plan view thereof;
FIG. 8 is a bottom plan view thereof;
FIG. 9 is a front cross-section view thereof, taken along line 9-9 of FIG. 7; and,
FIG. 10 is a bottom perspective cross-section view thereof, taken along line 10-10 of FIG. 2.
The broken lines in the figures illustrate the portions of the design that form no part of the claimed design.

1 Claim, 5 Drawing Sheets






FIG. 1




FIG. 2

10




FIG. 3




FIG. 4




FIG. 5



FIG. 6

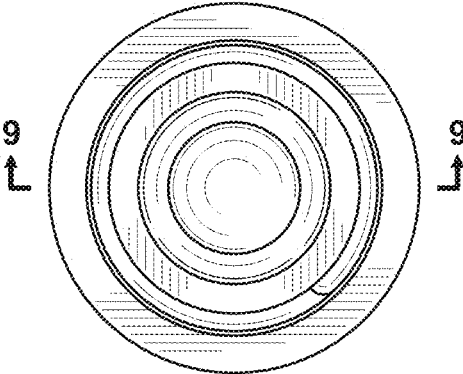


FIG. 7

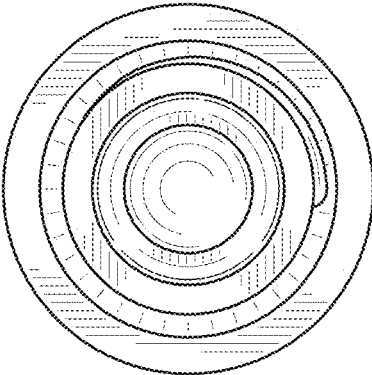


FIG. 8




FIG. 9

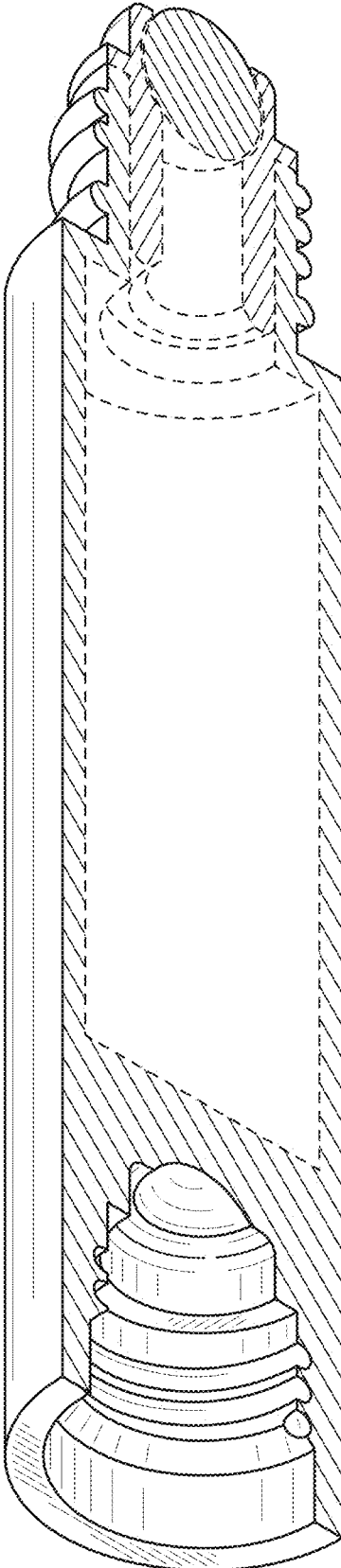


FIG. 10