



US00D962157S

(12) **United States Design Patent**  
**Acharekar**

(10) **Patent No.:** **US D962,157 S**

(45) **Date of Patent:** **\*\* Aug. 30, 2022**

(54) **PHOTOVOLTAIC MODULE**  
(71) Applicant: **Prathamesh Acharekar**, Thane (IN)  
(72) Inventor: **Prathamesh Acharekar**, Thane (IN)  
(\*\*) Term: **15 Years**

D885,912 S \* 6/2020 Silva ..... D9/456  
2015/0000726 A1\* 1/2015 Huang ..... H02S 20/00  
136/251  
2015/0244312 A1\* 8/2015 Nakaya ..... H02S 40/22  
136/246  
2017/0323989 A1\* 11/2017 Moslehi ..... H01L 31/03529

(21) Appl. No.: **29/774,836**  
(22) Filed: **Mar. 19, 2021**  
(51) **LOC (13) Cl.** ..... **13-02**  
(52) **U.S. Cl.**  
USPC ..... **D13/102**  
(58) **Field of Classification Search**  
USPC ..... D13/102, 101, 103, 107, 108, 184, 199  
CPC ..... H01L 31/00; H01L 31/18; H01L 31/042;  
H01L 31/045; H01L 31/046; H01L  
31/048; H01L 31/052; H01L 31/054;  
H01L 31/0475; H01L 31/0485; H01L  
31/0516; H01M 10/052; H01M 10/465;  
H02S 30/10; H02S 30/20; H02S 10/40;  
H02S 40/42; H02S 20/00; Y02E 10/50;  
Y02E 10/52; Y10S 136/291; Y10S  
136/293; H02J 7/355; G06F 1/1628; F21S  
8/006

See application file for complete search history.

(56) **References Cited**

**U.S. PATENT DOCUMENTS**

D727,252 S \* 4/2015 Hoover ..... D13/102  
D783,522 S \* 4/2017 Cameron ..... D13/102  
D789,882 S \* 6/2017 Caviasca ..... D13/102  
D806,933 S \* 1/2018 Hui ..... D26/102

**OTHER PUBLICATIONS**

Journal of Energy, South Africa <https://pdfs.semanticscholar.org/9eb4/96e274dc89ed85dce8dee70a4849fd409764.pdf> November (Year: 2016).\*

\* cited by examiner

*Primary Examiner* — Derrick E Holland

(74) *Attorney, Agent, or Firm* — Michael J. Feigin, Esq.;  
Feigin and Fridman LLC

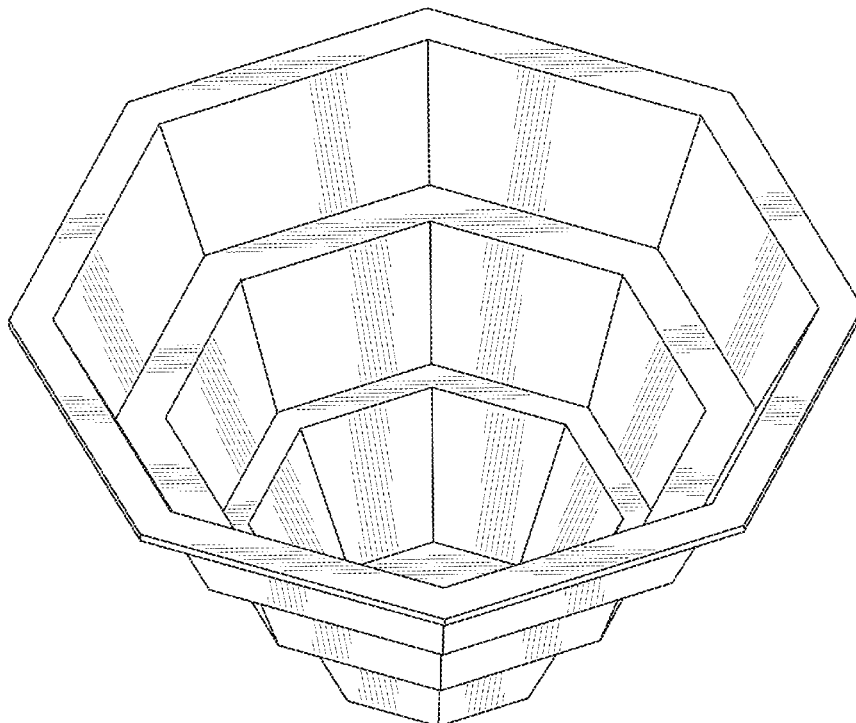
(57) **CLAIM**

The ornamental design for a photovoltaic module, as shown and described.

**DESCRIPTION**

FIG. 1 is a top and side perspective view of a photovoltaic module showing the new design.  
FIG. 2 is a bottom and side perspective view thereof.  
FIG. 3 shows a side elevation view thereof.  
FIG. 4 shows a reverse side elevation view thereof.  
FIG. 5 shows a top plan view thereof.  
FIG. 6 shows a bottom plan view thereof; and,  
FIG. 7 shows a side cutaway view along section line 7-7 of FIG. 5.

**1 Claim, 6 Drawing Sheets**



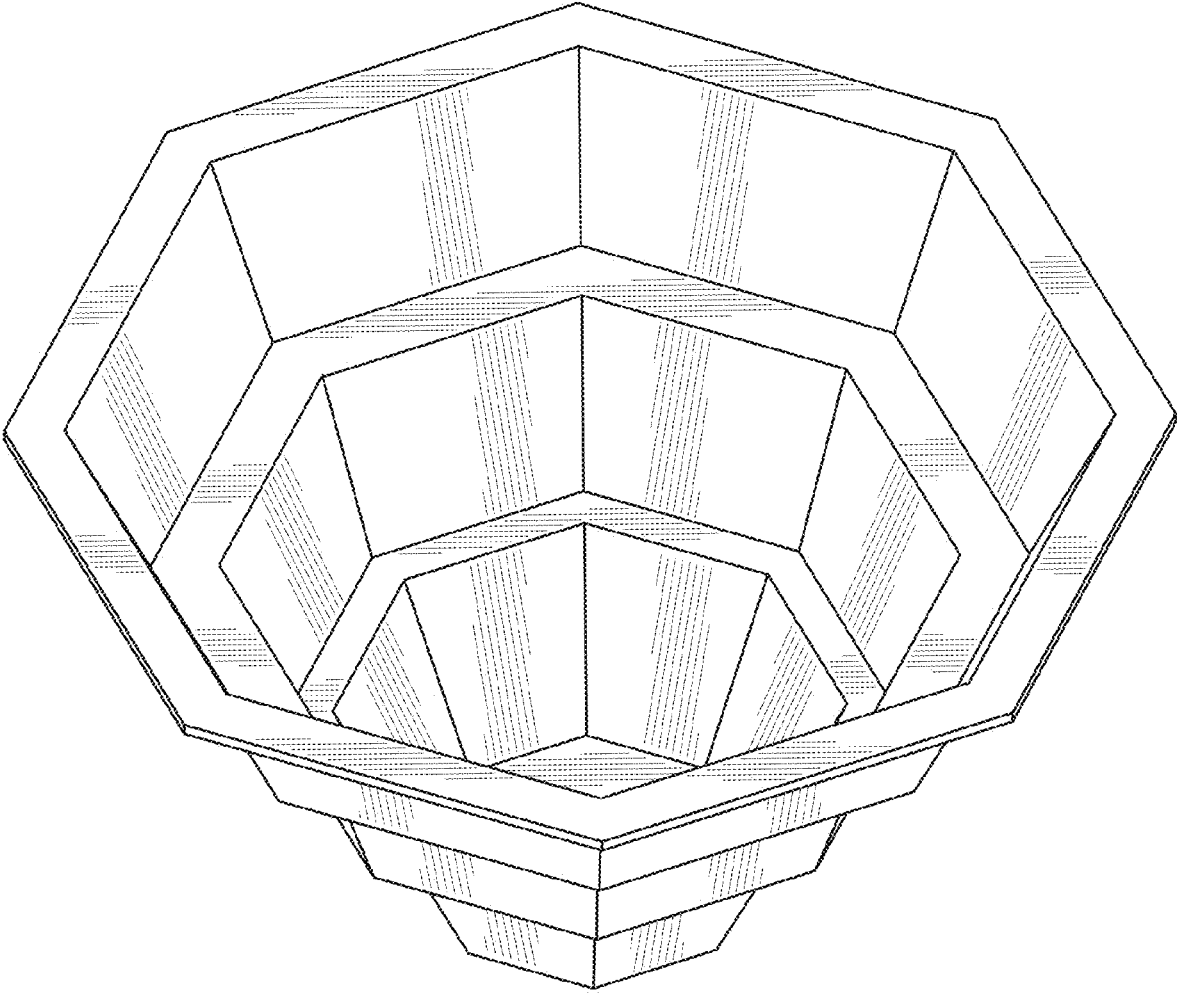


FIG. 1

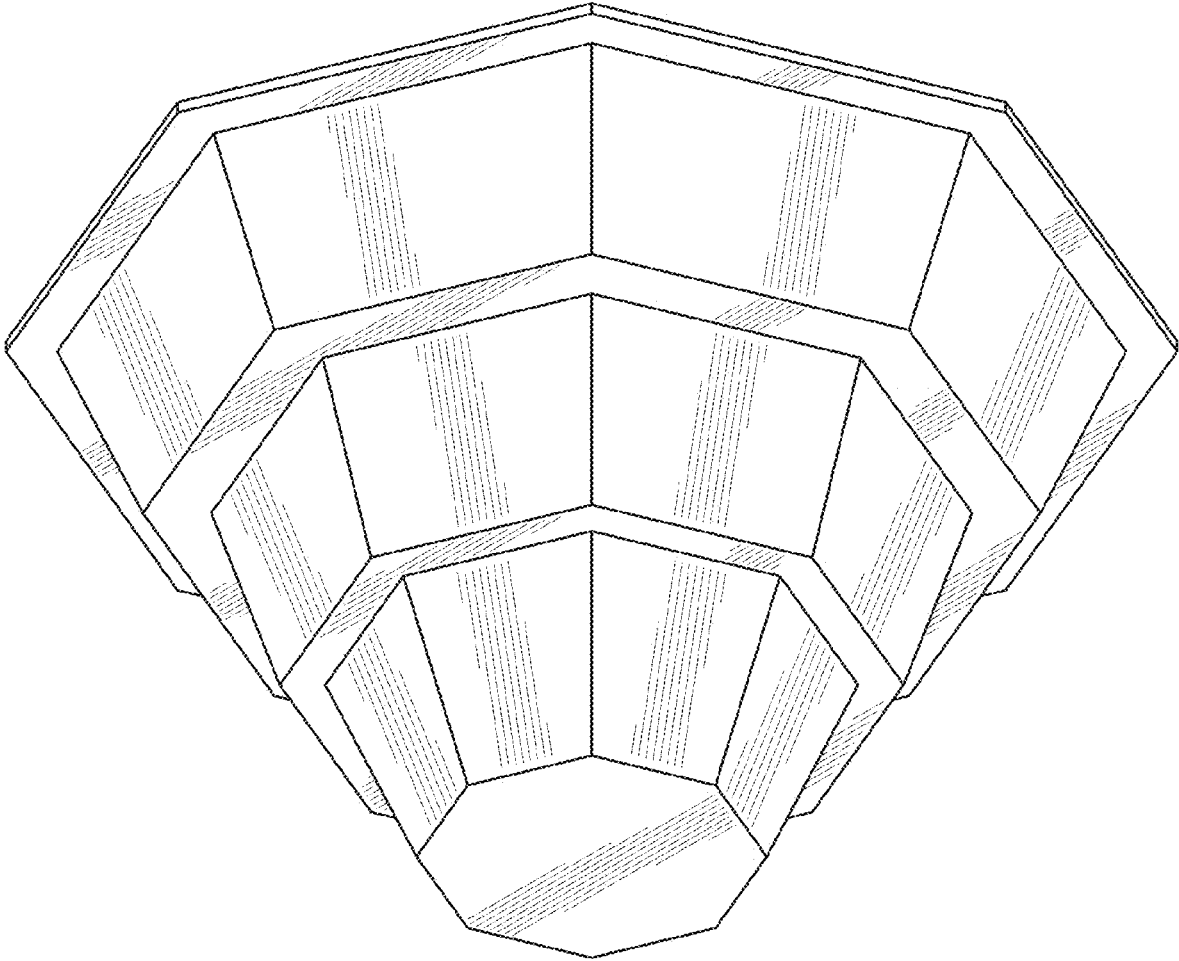


FIG. 2

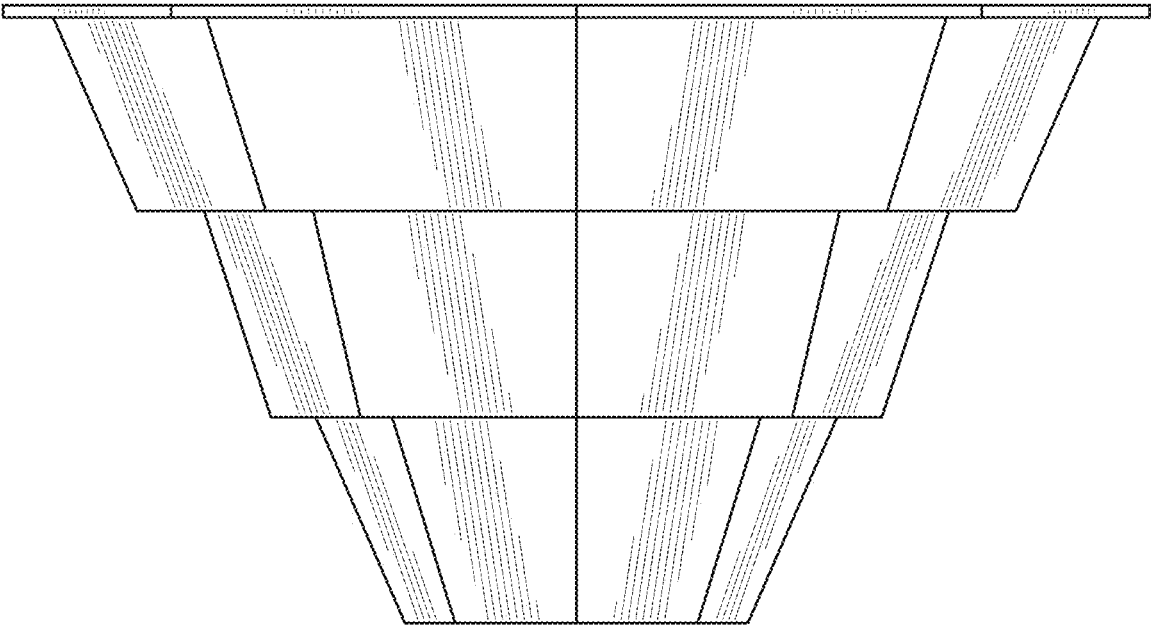


FIG. 3

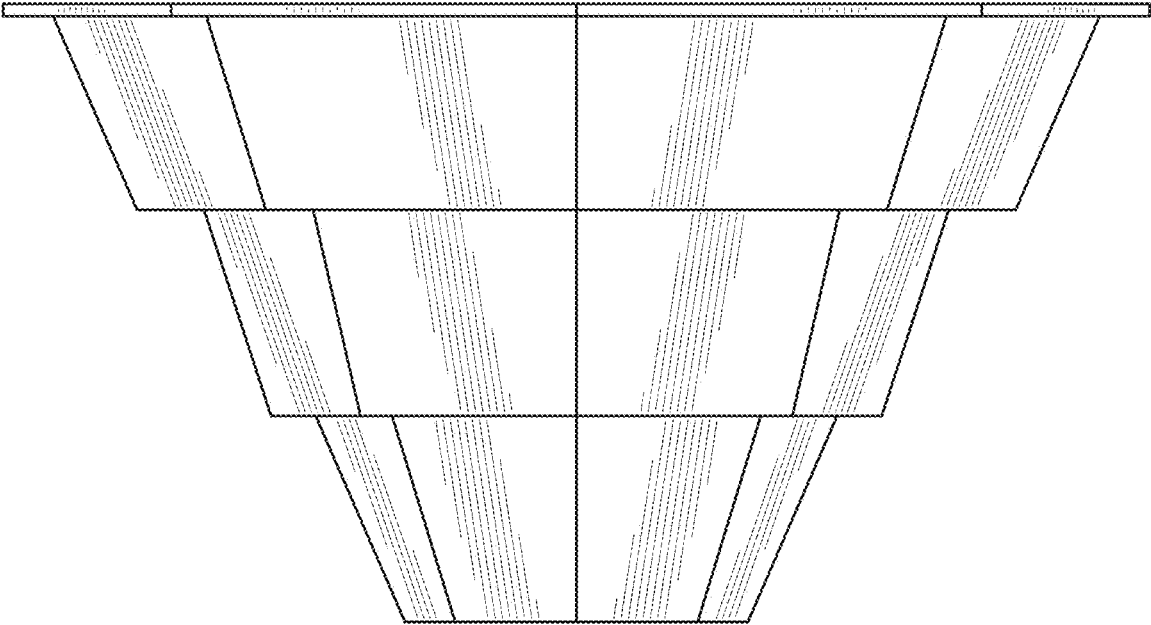


FIG. 4

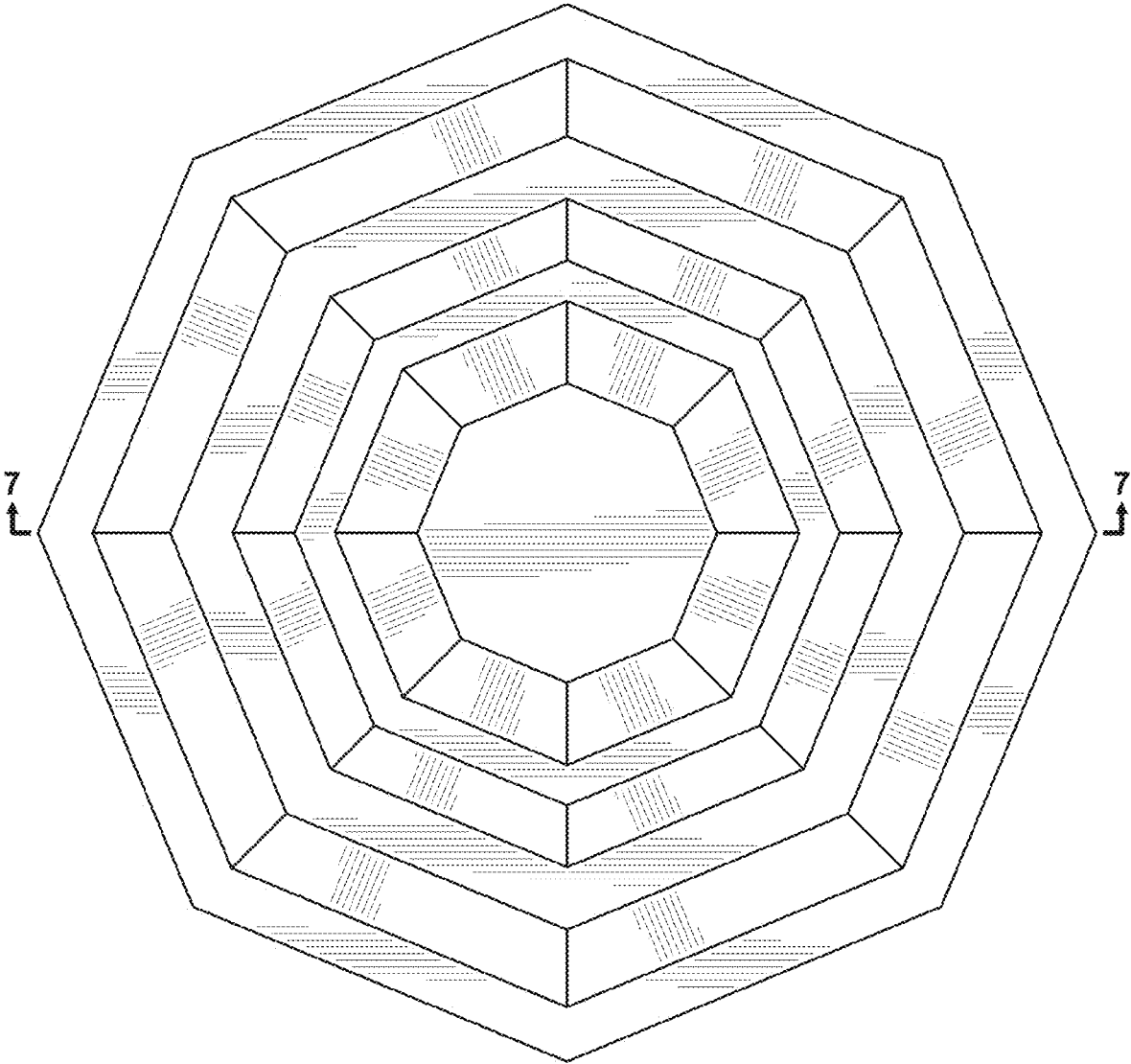


FIG. 5

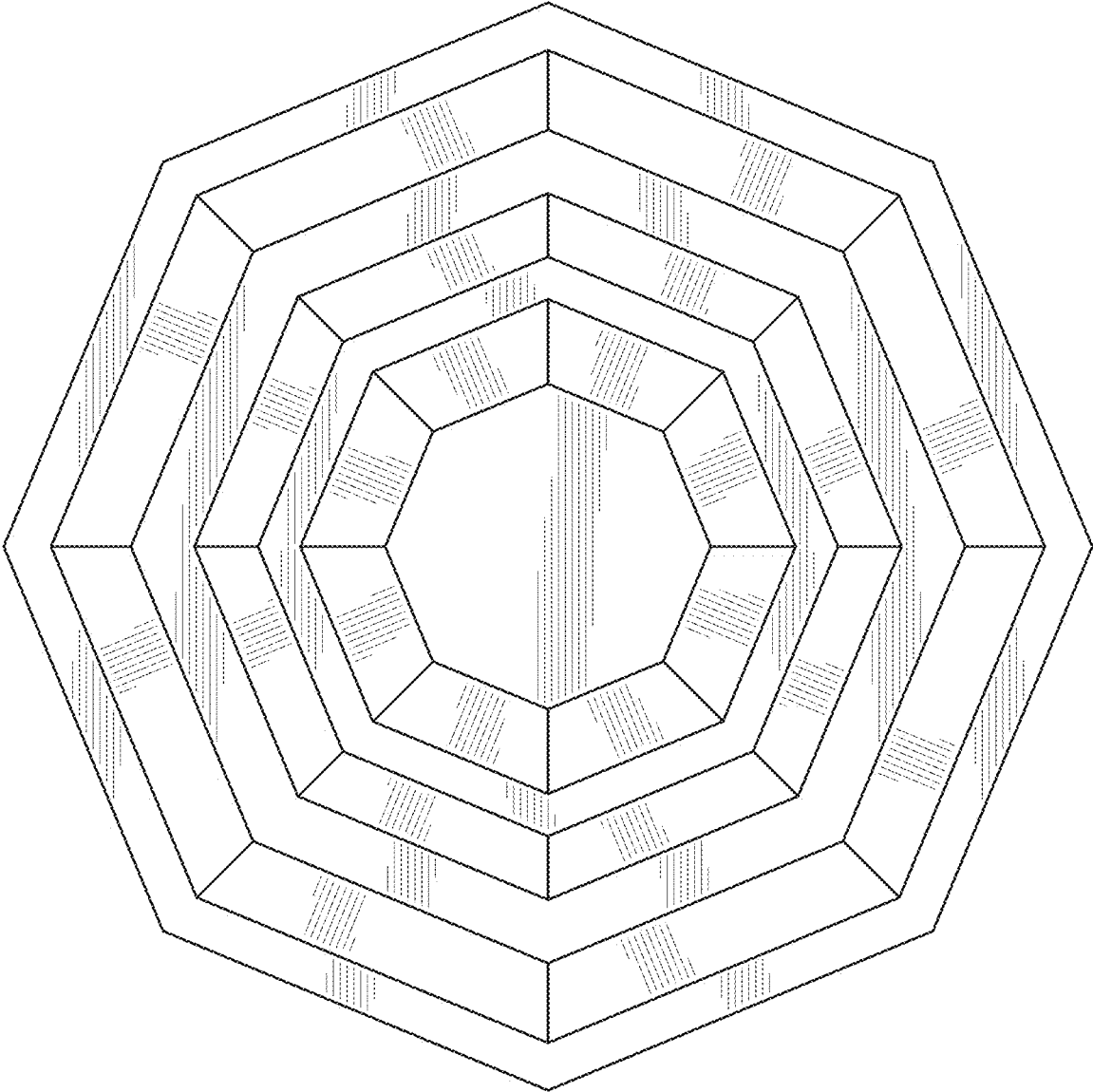


FIG. 6

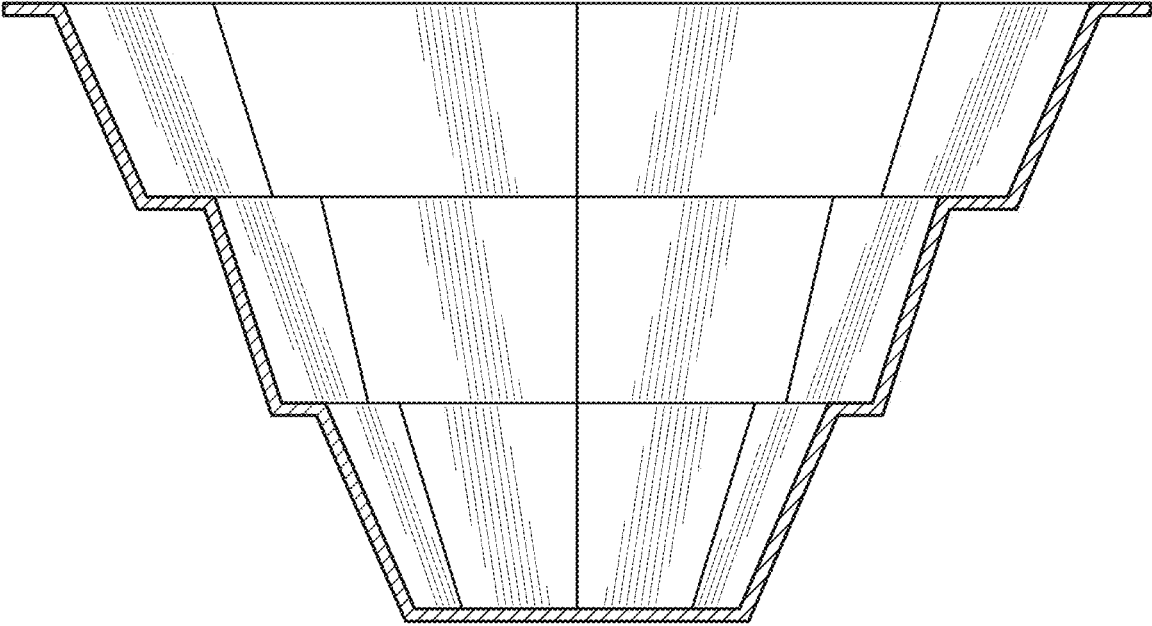


FIG. 7